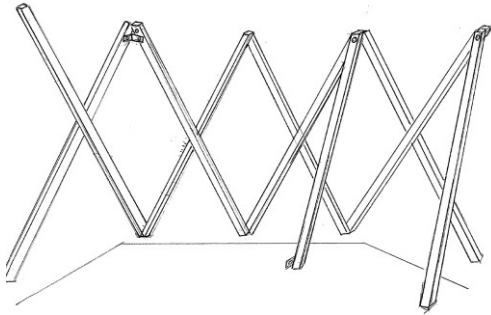


The Stripes Company

Sun Shelter / Garden Awning:



2 People are needed to assemble the Awning

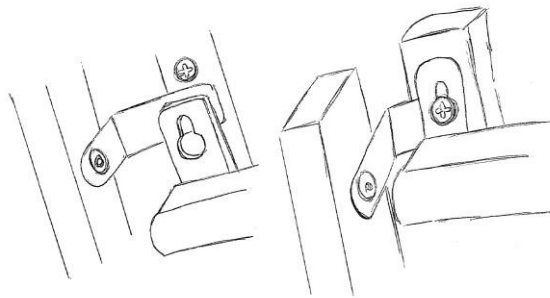
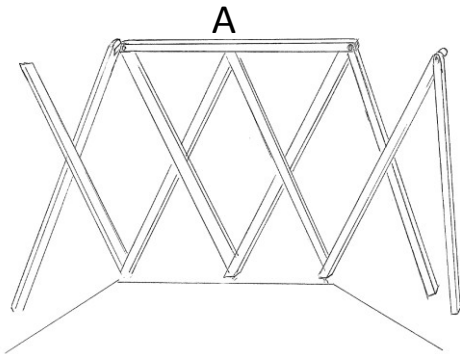
Please assemble where you wish the Awning to be located

Do not position in windy areas as the Awning will blow over.

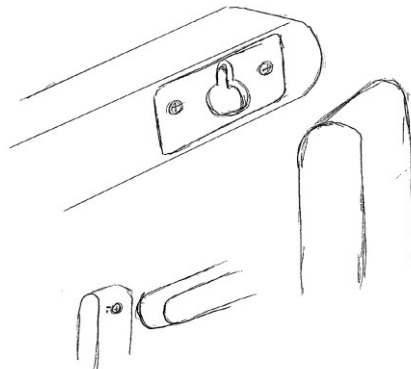
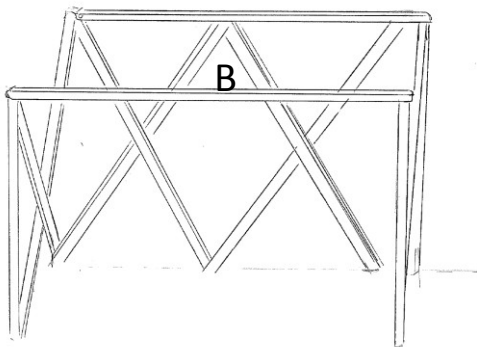
Ensure the Awning is on a level surface.

Please ensure all of the ties are used to hold the canopy in place.

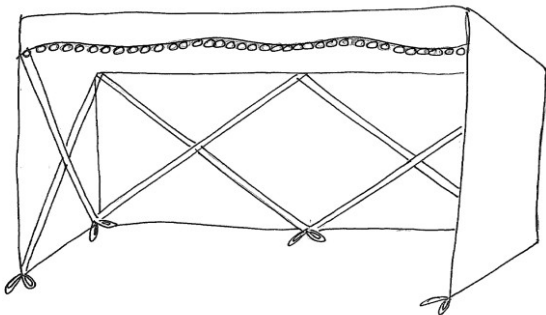
1. Open out wooden brace but do not fully extend



2. Position back brace (A) into horizontal position. Please ensure fixings are secure by pulling down to lock.



3. Position front brace (B) into horizontal position. Please ensure fixings are secure by pulling down to lock.



4. Carefully position canvas over the wooden frame. Ensure ties are secure before use

Do not leave out in all weathers.

Do not position close to BBQ.

Keep away from Fire

The Awning is not waterproof and does not offer any UV protection.

Canopy is 100% cotton. It will fade over a period of time, particularly in strong sunlight.

Cool wash only. Do not tumble dry. Reshape whilst damp. Ensure full dry before storing.

W: 180cm x D: 110cm x H: 175cm

W: 70.9" x 43.3" x 68.9"